

Club Notes:



January 2011

Happy New Year!

Can you believe that Christmas is behind us?

Most of us are probably glad that the “gotta have it for Christmas” quilts are done! Kim and I struggled to keep up with you guys during December! And can you believe that some people were already back to work by the afternoon on Christmas Day?!

Thanks to all of you who have displayed such a variety of creativity. There’s a lot more to being a longarm quilter than just having the machine! You have shown an understanding of how it all works together to enhance (and sometimes actually save) a quilt.

Keep your creativity fresh! And if you make New Year’s Resolutions, add this one to your list:

“I will make the time to quilt something for myself.”


We have enjoyed working with you each and are looking forward to exciting times in 2011!

**All Our Best!
Kim & Janet**

The Emerald Marquess contains 179 patterns, including 25 panos, a retail value of \$1920.00



Panos



Pattern: baseball fun 006 sq
Archive: Emerald Marquess




Pattern: baseball fun 010
Archive: Emerald Marquess




Pattern: blowing wind pano 004
Archive: Emerald Marquess



Pattern: blowing wind pano 005
Archive: Emerald Marquess



Pattern: daisy chain pano 001
Archive: Emerald Marquess



Pattern: dog pano 005
Archive: Emerald Marquess



Pattern: fairy pano 001
Archive: Emerald Marquess



Pattern: families forever pano
Archive: Emerald Marquess



Pattern: go cheeseheads
Archive: Emerald Marquess



Pattern: go green gold
Archive: Emerald Marquess



Pattern: go noles pano
Archive: Emerald Marquess



Pattern: golf pano sq
Archive: Emerald Marquess

Panos Cont.




Pattern: grandma pano 001
Archive: Emerald Marquess



Pattern: leaf pano 006
Archive: Emerald Marquess



Pattern: loves me jesus
Archive: Emerald Marquess



Pattern: orchid sq
Archive: Emerald Marquess



Pattern: pine cone pano 001
Archive: Emerald Marquess



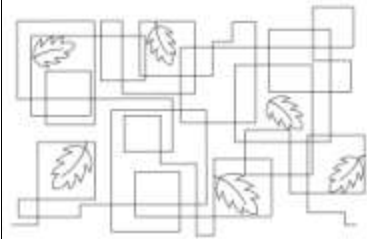
Pattern: pretty kitty
Archive: Emerald Marquess




Pattern: ribbons and stars
Archive: Emerald Marquess



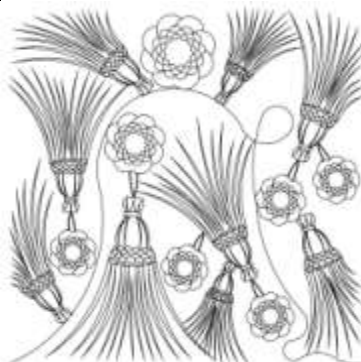
Pattern: scottish thistle pano 001
Archive: Emerald Marquess



Pattern: squares with leaves pano
Archive: Emerald Marquess



Pattern: stars pano 001
Archive: Emerald Marquess



Pattern: tassel pano 001 sq
Archive: Emerald Marquess



Pattern: topo map pano 002
Archive: Emerald Marquess



Pattern: venetian pano 001

Archive: Emerald Marquess

Panos Cont.

January Longarm Tip:

If your machine drips oil onto your quilt, pour a small amount of corn starch on top of the spot. *Leave it alone for at least one hour.* Brush it off and add more corn starch. Repeat as necessary. **DON'T RUB!!!**

I have only had to use this tip two times (in 10 years of professional longarm quilting)...but it worked like a charm both times!

I keep a Tupperware container of cornstarch in my quilt studio, just in case!

Favorite Longarm Supplies Vendors:

We've had many questions from new longarm quilters about the best places to buy their supplies. So, we thought we'd provide a list of our favorite vendors. This is not an exclusive list....you may already have other vendors who take care of your longarm supply needs...and we're not trying to convert anybody.

Superior Thread: I buy King Tut Thread in the 2000 yard cones, although they have poly thread as well. They sell wholesale only, so you'll need your sales tax certificate to set up an account. They have an amazing selection of thread. They have fabulous customer service and an easy online account set up process. They also ship internationally!
<http://www.superiorthreads.com>

Kingsmen Longarm Quilting Supply: They sell Hobbs batting, Signature cotton, and A&E Perma Core thread, plus the Quick Zip system, oil for your longarm, bobbins, machine parts, etc. They don't have a minimum order for anything, and they sell retail (at wholesale prices). These people are top notch people to work with!
<http://www.kmquiltingsupply.com>


Checker Distributing: Wholesale Only.....I have rarely looked in vain for anything quilt related on their site. Shopping for supplies can be addicting! Shipping is charged on large items, but not on items such as pins, needles, thread, books, scissors, or most other notions. They do charge shipping on bolts of fabric, luggage, cutting mats, Ott Lights, etc.
<http://www.checkerdist.com>

Quilter's Dream Batting: I have pretty much stopped purchasing rolls of batting. I find it easier to maintain an accurate inventory of batting, and it stores well. Unlike some packaged batting, I don't find that the QD batting is distorted, and so it doesn't require a trip through my dryer before I can use it. Some of my best friends who also have longarm quilting businesses stock packaged batting as well as batting on a roll. We agree that these people are easy to work with! <http://www.quiltersdreambatting.com>


Quilted Memories: This Hobbs Batting distributor is only a quick phone call away. She ships UPS or Fed Ex. UPS costs a bit more, but since they'll put my packages inside my garage rather than leaving it out on my front porch, I don't mind that extra cost. This lady (Lyn Heilman) makes it happen! When I find myself in a batting crunch, she's there for me! Just gotta love that! (Plus she provided all the classroom batting for the SUGAR 2010 Conference this past summer). <http://www.quiltedmemoriesllc.com>

Virginia Longarm: I buy the dress bag and the 3-sided zipper totes to deliver my quilts to customer. They bring their next quilt to me in their bag. When I arrive at our guild meetings, laden with my purple bags, people say it looks like Christmas. Their quilts stay clean and it adds a little extra class and professionalism to my business.
<http://www.virginialongarm.com> or call toll free at 855-566-4276.





Beauty Blocks



New Feather Set for Grant Uddin



Four New Border & Border Corner Sets



The Quick Brown Fox Jumps Over the Lazy Dog!

I'm probably dating myself by admitting that back in the 1970's, I took "Personal Typing" in high school on what appeared to be a cast iron typewriter. The class served me well. Now I believe the class is called "keyboarding". I don't know if they still teach you to hit all the keys by typing the sentence above, but they used to do it that way!

Now, we offer the entire alphabet.....in cursive! This set includes punctuation, upper case, lower case, and first letter capital letters. Now you can "write your way" around a border, recreate lyrics or poetry!

Have Fun!



If you have more longarm quilting tips to share, or a list of your favorite longarm supply vendors....post it on Facebook and be sure to tell us what you particularly like about these vendors.

Statler CJC Members: This batch of patterns includes a newer version of the tablerunner pattern from last month. There was a bug in Creative Studio software which allowed a no-sew line to sew. Kim modified the pattern and we're sending it to you again. If you use PVM software, it will bring this modified pattern into PVM as a new pattern. I'd delete the old pattern from your Statler computer, your internet-connected computer, and your flash sticks.



Things to include when requesting a special pattern:

One of the perks of being a Crown Jewels Club member is that whole *Having a Designer in your Pocket* concept. Before you send us an email, take a moment or two to think through what you need. Do you need an e2e pattern or a block pattern. If you need a block pattern, what size block is it for? We realize that with a computerized system, you can resize the pattern to fit your block, but if a pattern has a great deal of detail and was designed for an 18" block, you aren't going to be pleased with it stitched out in a 9" block.

If you want a block, do you also need a triangle, sash, border and border corner?

How dense do you want your e2e pattern to be? Do you want sophisticated or whimsical: for an adult or for a child? When do you need it? Try not to wait until you've loaded the quilt to request a new design. The more information you provide us when you make your request the better. If you can, send along photos of the quilt blocks, fabrics, each with a measuring tape in the photo so we can see the scale and proportions of the block piecing.

Statler Users: If you'd like us to help you select patterns for your quilt, it really helps us if you'll use Creative Studio and either use the boundary tools or draw sewable p2p line and draw out a block or two. Tell us the height of the borders, etc. We'll do our best to help you. You may already have some of the patterns we choose, or you might need to buy them...or Kim might need to design something. It's kind of like fixing dinner for your family. If somebody would just answer that "what do you want for dinner" question, the cook would be much happier. After all...she's got quilts waiting for her! And then, we also love it when you send us photos of the quilt when you're done! If you don't have a Statler, just give us as much information as possible, and we'll help you, too!